
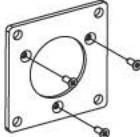
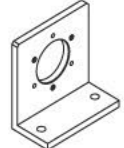
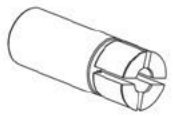


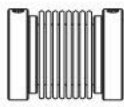
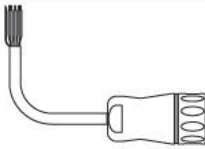


Description		Part Number		
Synchro flange kit Hardware included 	M9500/003 Other synchro flanges dimensions available on request			
Square flange kit Hardware included 	M9500/005 Other square flanges dimensions available on request			
Mounting bracket Hardware included 	M9202 (Compatible with all models)			
Reduction sleeve 	Insulated (PEEK) DH05 9431/106 9431/108 9431/110 9431/112	Non insulated (Aluminum) DH05 DHK5 9431/A06 9431/K06 9431/A08 9431/K08 9431/A10 9431/K10 9431/A12 9431/K12	Bore size (H7) 6 mm 8 mm 10 mm 12 mm	
Stator coupling kit Hardware included 	P/N M9445/012 M9445/015 M9445/016 M9445/068	Recommended use/Compatibility DH05 DHK5 & DH05 DHK5 & DH05 with /OM/ option DHK5 & DH05 retrofit for HS22	Fixing points 2 4 2 3	
Other stator coupling configurations available on request				
Tether arm kit Hardware included 	M9445/047 (Compatible with DHK5 and DH05 models)			
Bellow coupling 	9403/xx-yy with: xx = 06 to 12 (side 1 bore diameter in mm) yy = 06 to 12 (side 2 bore diameter in mm) + Imperial sizes available: 6.35, 9.52, 12.7 (mm) Installation: Refer to Instruction Manual			
Standard Mating Connector 2m, 5m, 10m Mating Cable Assembly 	Extension cords compatible with G6 connection option: RAL-020-001 = M23, PVC cable, 2m RAL-050-001 = M23, PVC cable, 5m RAL-100-001 = M23, PVC cable, 10m	Extension cords compatible with G8 connection option: RAL-020-012 = M23, PUR cable, 2m RAL-050-020 = M23, PUR cable, 5m RAL-100-028 = M23, PUR cable, 10m	Extension cords compatible with GM connection option: 8230/366 = M12 overmolded, PUR cable, 2m 8230/370 = M12 overmolded, PUR cable, 5m 8230/368 = M12 overmolded, PUR cable, 10m	

Made in France

Sensata Technologies, Inc. ("Sensata") data sheets are solely intended to assist designers ("Buyers") who are developing systems that incorporate Sensata products (also referred to herein as "components"). Buyer understands and agrees that Buyer remains responsible for using its independent analysis, evaluation and judgment in designing Buyer's systems and products. Sensata data sheets have been created using standard laboratory conditions and engineering practices. Sensata has not conducted any testing other than that specifically described in the published documentation for a particular data sheet. Sensata may make corrections, enhancements, improvements and other changes to its data sheets or components without notice.

Buyers are authorized to use Sensata data sheets with the Sensata component(s) identified in each particular data sheet. HOWEVER, NO OTHER LICENSE, EXPRESS OR IMPLIED, BY ESTOPPEL OR OTHERWISE TO ANY OTHER SENSATA INTELLECTUAL PROPERTY RIGHT, AND NO LICENSE TO ANY THIRD PARTY TECHNOLOGY OR INTELLECTUAL PROPERTY RIGHT, IS GRANTED HEREIN. SENSATA DATA SHEETS ARE PROVIDED "AS IS". SENSATA MAKES NO WARRANTIES OR REPRESENTATIONS WITH REGARD TO THE DATA SHEETS OR USE OF THE DATA SHEETS, EXPRESS, IMPLIED OR STATUTORY, INCLUDING ACCURACY OR COMPLETENESS. SENSATA DISCLAIMS ANY WARRANTY OF TITLE AND ANY IMPLIED WARRANTIES OF MERCHANTABILITY, FITNESS FOR A PARTICULAR PURPOSE, QUIET ENJOYMENT, QUIET POSSESSION, AND NON-INFRINGEMENT OF ANY THIRD PARTY INTELLECTUAL PROPERTY RIGHTS WITH REGARD TO SENSATA DATA SHEETS OR USE THEREOF.

All products are sold subject to Sensata's terms and conditions of sale supplied at www.sensata.com SENSATA ASSUMES NO LIABILITY FOR APPLICATIONS ASSISTANCE OR THE DESIGN OF BUYERS' PRODUCTS. BUYER ACKNOWLEDGES AND AGREES THAT IT IS SOLELY RESPONSIBLE FOR COMPLIANCE WITH ALL LEGAL, REGULATORY AND SAFETY-RELATED REQUIREMENTS CONCERNING ITS PRODUCTS, AND ANY USE OF SENSATA COMPONENTS IN ITS APPLICATIONS, NOTWITHSTANDING ANY APPLICATIONS-RELATED INFORMATION OR SUPPORT THAT MAY BE PROVIDED BY SENSATA.

Mailing Address: Sensata Technologies, Inc., 529 Pleasant Street, Attleboro, MA 02703, USA.